

ROCHESTER

DX

ASSOCIATION,  
INC.

rdxa.com



ROCHESTER DX ASSOCIATION, INC NEWSLETTER 1947-2011 • 60+ YEARS OF DX IN WNY FEBRUARY 2011

### RDXA General Membership Meeting

February 15th 7:30 PM

This month's program:

Roy Wildermuth, W2IT


Will give a presentation on WWII and later era hand-held radios. Anyone who knows Roy, knows of his passion for old military equipment! Make plans to be there!

**Media room, right next to the  
EOC operations center.**

1190 Scottsville Road

Exit 17 (Route 383 South) off 390

Media Room



### The Podium Paul Kolacki, K2FX

It's February, the month of Valentine's Day, and thoughts of love are everywhere it seems, especially for those that are contesters and DXers. There is a lot to chase out there this month, and I wish you all good luck with your continued romance with Ham Radio.

I'd like to start by taking this opportunity to thank all of you who participated in the recent RDXA Survey. Based on our membership numbers, we had roughly 60 % of the members take the time to make their thoughts known to us. I believe that it's very important for your Board of Directors to know what you think. Some of the hot topics revolve around Field Day, the Newsletter, and getting to what the true focus of the club really is and should be. Are we Contesters, or DXers, or BOTH? Some of the information we gathered was actually quite surprising, and I plan to share it all with you!

At the February General Meeting, I will personally take a few minutes to discuss the results. Please know that I have no intention of mentioning anyone by name or callsign during this review session. Your answers to the Survey are between you and the BOD. I'll merely administer the results in a non-biased way. I know that you will find some of the information as interesting as I do.

Also, at our February meeting, our guest presenter will be Roy, W2IT. Roy will be discussing Military Hand Held Radios of various types that saw action in WWII up to the Gulf War. From what I understand, he will be bringing some to demonstrate as well. If any of you has a hand held capable of tuning in 6-meters, you are encouraged to bring it along to participate. Roy is well known in the AWA Museum circle, and I know this will be something you will not want to miss.

Finally, with February upon us, we'll start to lay the groundwork for this year's Field Day operation. The focus of the event will be decided, and a committee will be formed to lead the way in 2011! If Field Day is important to you, please make every effort to join us.

Two RDXA members will be active DX stations during the upcoming ARRL DX contests!

**Dave, WJ2O** will be active from Le Calaco, Senegal between February 17 - 23, 2011 - taking in the ARRL CW DX Contest. Look for WJ2O/6W this coming weekend! Dave hopes to spend plenty time on the WARC bands outside the contest. QSL via home call.

**Ken, N2ZN** will be active as V31AM from Placencia, Belize on 2-8 March, including a SOAB HP entry in the ARRL DX SSB Contest.

Activity before and after the contest will be mostly on CW, with maybe some digital modes also. QSL via home call, direct or bureau, and LoTW.

Upcoming hamfests:

Greater Buffalo Hamfest - Saturday March 12<sup>th</sup>

More info at: <http://gbhamfest.hamgate.net/>

Newark Hamfest - April 16th

I look forward to seeing you all at the February meeting. The after meeting gathering will be at "The Distillery" in Henrietta, as we all congregate for an 807 or two and some good half price appetizers. I'm sure that with the impending warmer weather, many of you will be discussing those long overdue antenna projects you hope to do this spring. We'll see you there!

## The building of an HF Amplifier W2LU

After the big ice storm in 1991, I decided to build myself a new amplifier. The storm had taken down trees which in turn took down guy lines, which in turn took down my tower which in turn took W2LU off the air. I resigned myself to coming out of it all better than I went into it. This amp and my 7-50 MHz LP were the result. Since I had spent all of my working years, one way or another, in the electronics business I had collected all sorts of "neat stuff". In fact, my employer at the time had just ceased manufacturing a very nice commercial 8877 HF amplifier, leaving all sorts of "residual inventory" and lab material more or less up for grabs, which needless to say, within the capacity of my cellar, I took advantage of. For that matter they also phased out a 10 KW HF amplifier which, fortunately, I deemed was more than I wanted to undertake. I figured there was no real time constraint for me so I would make my amplifier as first class and bullet proof as possible. The first step was to collect all of the information on 8877 amplifiers I could find including from Eimac, handbooks, magazines, word of mouth, etc.

After several months of grinding, the design was finished, including tuned input, Pi L output, grid and plate current protection circuits, plenty of air flow, shut down if the air flow either quit or was over 200 degrees F, interlock circuits and all heavy duty components – oil capacitors in the power supply, 80 pound potted Navy surplus HV transformer, all copper strap and tubing coils in the output. The amp itself would fit nicely into an 8 3/4 cabinet I had and the power supply, with the HV transformer, would fit into a 19 1/4" cabinet which I also happened to have and would add casters to. Just manhandling the transformer onto a plate in the bottom of the cabinet was somewhat of a project by itself. Also, in order to help assure minimum unwanted radiation I put shielding on the chassis. Once the design was completed, it took about a year to get it built, set up the tuned circuits and get the protection and metering circuits all working correctly.


The amplifier has been a real pleasure to operate for nearly 20 years now. About the only problem I have had is slipping band-switching shafts. Even the old engineering lab 8877 will still put out about 1.5 KW (as best I can tell it's operating with about 3800 volts at 0.6 amps) with 65 watts of drive. The biggest frustration is waiting out the 3-minute time delay while it warms up –

something I didn't have to do with the old 4-1000 amplifier.


Note: The LP has also been lots of fun. It's on a hundred foot tower that was \$20 worth of "scrap steel" from General Dynamics.



Front panel of Amplifier



Topside of amp (8877 in back left corner)





Under side of amp (on the PC board in center are the input pi networks)



Power supply (under desk)

## DXing mobile on the cheap

N2BEG

As like most of us these days I find that ‘radio time’ can sometimes be very elusive if not downright impossible some days. Between my hectic work schedule and volunteering for a few other organizations I was finding my HF rig harder and harder to get time to sit in front of. I suppose I could have explored making it remote-able like a few of us have, but in seeing what is involved in that I opted for an easier way to try to get some quality HF time with hardware I already had for the most part and more importantly, using time that was more ‘available’.

I had run HF mobile during the last sunspot cycle peak, but that was only 10 meters, but it was an all out blast! Those of us who were active back then remember that 10 was king and you didn’t need anything for power or antennas to literally work the world, almost round the clock. We have a couple more years before we are there again so if I was going to be on HF mobile it would have to be on some other band. I have an Alinco DX-70 that I got several years ago and use for portable operating with the intention of running mobile, but never did. I also had the remote front panel kit to make it easier to do but putting it and an antenna in the little Lancer I drive was going to be a challenge no matter what I came up with. I had already decided to use a Hamstick style vertical as I had a couple already, the trouble was the mount.

I was not going to put any holes in the car so it would have to be a sturdy mount somewhere else, on a car with no exposed bumper! I think it was in QST or CQ that I saw a license plate mount and decided that would work if I could make it strong enough and get it to the frame of the car. I made my own modified version out of a piece of 1/8” stainless plate, with a welded angle bracket on the upper left corner that allowed a Hamstick style mount. My brother Dan (WB2MRP, inactive but I’m trying)

welded it up and came over one day and we drilled out the holes and went through the chintzy original license plate backing all the way through the rear bumper and mounted the plate with 1/4-20 stainless bolts. That thing isn’t going anywhere now! Next I ran the RG-58 through the trunk into the passenger compartment and under the driver seat to the rig. The rig is powered directly off the battery with a fuses in each wire with the 14 gauge (twisted) and run through hood corner down through the driver side door opening behind the fender and then through to the fire wall with the door window wiring. I tuned up each Hamstick to find the sweet spot for the stinger for the low to mid phone portion of each band and made a mark on each one so I could set them back up in a few minutes when I want to change bands. (I have the allen wrench and small adjustable with them in the trunk.) I then had a dilemma with the front panel mount on the rig, as I didn’t really have anywhere to mount it that I could easily see and reach it. While venturing through Walmart one day I happen to notice the camera section where they had those tiny table top camera tripods on display and a bell went off. The front panel of my rig has a 1/4” mount for a tripod, so for about 6 bucks I “mounted” it in the front cup holder. With the ball swivel I can adjust it anyway I need it to see the display. The other item I added was a small remote speaker as the one in the rig was under the seat and inaudible for the most part.

So for a total investment of under a hundred bucks I am on multiband HF mobile and having a blast on 20 and 15 meters and a few Qs on 17. I worked mobile NYQP with it down to 40 meters, (I will have to get the 80 meter Hamstick for next year.) I am constantly amazed by who I can work and how well they hear me. Now that the sun is up on the way to work I have no trouble working Europe and even Asia on 20 as the band is just opening. I get a lot of comments on good audio and signal and those on the other end are amazed that I’m running mobile with 100 watts. Since installing the rig in the car (prior to NYQP), I have worked these DX prefixes, with very casual operating:

LU,S5,E7,VP5,9A,PY,TL,CO,OX,KH7,EA8,EA3,6V7,D O,GI,C5,I2,CU2,MB4,PD,9Y4,J7,RA3,EA5,and LY.

I go out at lunch and snag whoever I hear usually with little difficulty. My next challenge will be mobile CW, and that’s already in the works. One word of caution, I only use the mike while moving. I can scan the band with the buttons on the mike and if I find someone to work I will pull over if I need to mess with anything on the rig, or log the Q. As with any mobile operating, eyes are always on the road; we have enough distractions already.

So if you have the means to do mobile HF, I highly recommend at least trying it. It makes the commute very short and gives you a great chance to explain to folks what the thing on the bumper is for! See you in the pileups...



The finished installation.



Cleverly concealed within this unobtrusive looking vehicle is an active HF station. No wonder we never hear Doug on the .11 repeater!



Doug's "other" station – looks like it's time to displace the cat and work some stations!

### Upcoming DX Operations:

Jan 13-Apr 12, 2011: Solomon Is: H44MS  
 Jan 27-Mar 3, 2011: Saba: PJ6  
 Feb 2-Mar 8, 2011: Tanzania: 5H  
 Feb 18-22, 2011: Rodrigues Is: 3B9  
 Feb 18-Mar 6, 2011: Haiti: HH4  
 Feb 20-25, 2011: Svalbard: JW  
 Feb 24-Mar 15, 2011: Crete: SV9  
 Feb 25-28, 2011: East Malaysia: 9M8  
 Mar 1-17, 2011: West Kiribati: T30  
 Mar 1-20, 2011: Ghana: 9G1AA  
 Mar 3-20, 2011: Revilla Gigedo: 4A4A  
 Mar 5-15, 2011: Cambodia: XU7AFU  
 Mar 6-16, 2011: Namibia: V5  
 Mar 7-15, 2011: Sable Is: CY0  
 Mar 8-13, 2011: Aruba: P40D  
 Mar 8-15, 2011: St Lucia: J6  
 Mar 9-16, 2011: Guadeloupe: FG  
 Mar 10-17, 2011: Curacao: PJ2  
 Mar 11-20, 2011: Lesotho: 7P8  
 Mar 12-13, 2011: Ghana: 9G5XA  
 Mar 12-13, 2011: St Vincent: J88DR  
 Mar 14-28, 2011: Dominica: J79M  
 Mar 15-31, 2011: Andaman & Nicobar Is: VU4BP  
 Mar 15-Apr 2, 2011: Fiji: 3D2A  
 Mar 15-Apr 4, 2011: Sierra Leone: 9L5MS  
 Mar 18-21, 2011: Curacao: PJ2  
 Mar 18-21, 2011: Jersey: MJ0CFW  
 Mar 19-29, 2011: Cocos Keeling: VK9CF  
 Mar 23-30, 2011: Belize: V31  
 Mar 23-Apr 5, 2011: Cayman Is: ZF2AE  
 Mar 30-Apr 2, 2011: Mariana Is: KH0

Information courtesy of:

<http://www.ng3k.com/Misc/adxo.html>

### Upcoming Contests:

February 19-20 ARRL DX contest CW  
 Feb 25-27 CQ WW 160 M SSB  
 Feb 26 North American QSO Party  
 March 5-6 ARRL DX contest SSB  
 March 13 North American RTTY Sprint  
 March 26-27 CQ WPX SSB contest

## ROCHESTER DX ASSOCIATION

W2RDX

rdxa.com

This Bulletin is the official organ of the Rochester DX Association and is published monthly, September through June. Email your articles, tidbits, ham ads, etc. to Dave, N2CK at the addresses below by the second Tuesday of the month for inclusion in that month's issue.

All those with an interest in amateur radio and DXing and contesting are cordially invited to any meeting and to join RDXA. Meetings are held at 19:30 local time on the 3<sup>rd</sup> Tuesday of each month, September through June.

**President**-----Paul Kolacki K2FX/  
usafpilot@rochester.rr.com

**Vice President**-----Scott Hoag K2ZS/ scott@k2zs.com

**Treasurer**-----Irv Goodman – AF2K/af2k@juno.com

**Secretary** -----Bill Rogers – K2TER/k2ter@rochester.rr.com

### Board of Directors

Larry Brightenfield – W2LB-----brighten@rochester.rr.com

Doug Stewart – N2BEG-----doug.stewart@ITCMEMS.com

Lynn Bisha – W2BSN-----lbisha@rochester.rr.com

Chris Shalvoy – K2CS-----K2CS/chris@k2cs.net

### Appointed Positions

DX Chairman ----- Chris Shalvoy, K2CS

Packet Cluster Sys Op ----- Bob Hunter, NG2P

Webmaster ----- Scott Hoag, K2ZS

Contest Chairman ----- Ken Boasi , N2ZN

Membership Chairman ----- Carey Magee, K2RNY

Newsletter Editor-----Dave Wright, N2CK/N2CK@arrl.net

NG2P Packet Cluster -----144.910 MHz

-----Telnet: ng2p.ham-radio-op.net / Port 7300

## Professional Home Inspection



Paul Mackanos – K2DB

20 Sumac Way

Fairport, NY 14450



800.822.7579

www.paulmackanos.com

585.223.4230

### Membership Dues can be sent to:

Carey Magee  
69 Fairview Crescent  
Rochester, NY 14617

Regular membership - \$20.00

Family Membership - \$5.00

Full Time Student - \$10.00

### Any other correspondence to:

Irv Goodman, AF2K

